

Printing from the Wireless Network

(Printing is only available across the “ROYALAIR” or “ResNet” networks for 32 bit PC’s or MAC’s. At this time Vista 64-bit systems cannot use this application for printing.)



1. Login onto the “ROYALAIR” wireless network through the Cisco NAC Agent. This software should already be installed on the laptop and it is necessary for access to the wireless network on campus.

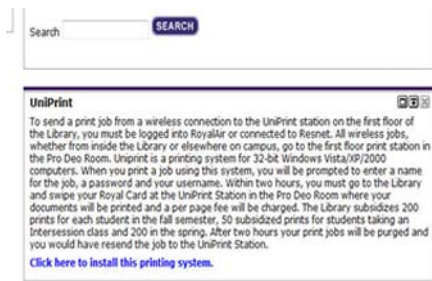


2. A new window will open and display that you have been granted “full access” to the network. Please note that temporary access will be granted to allow any necessary updates to download and install. Once full access is granted proceed to open a browser.

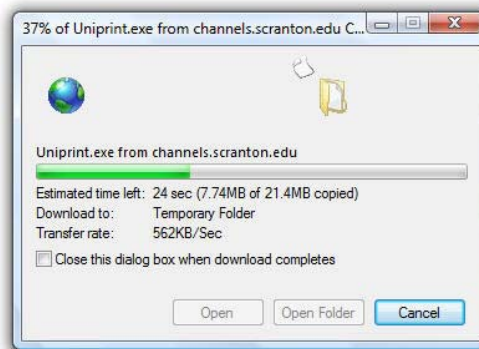


3. Once the browser opens, go to the “my.scranton.edu” page and login. The Uniprint plugin can be downloaded from either the “Student” tab or the “Library” tab.

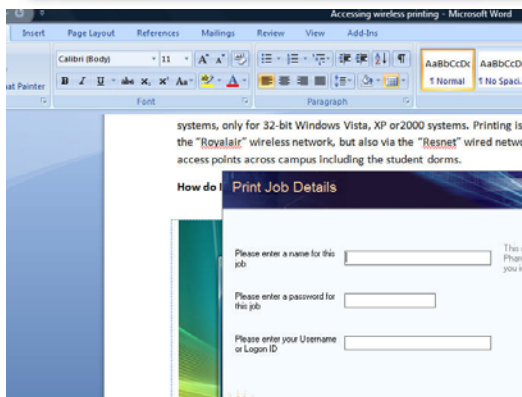




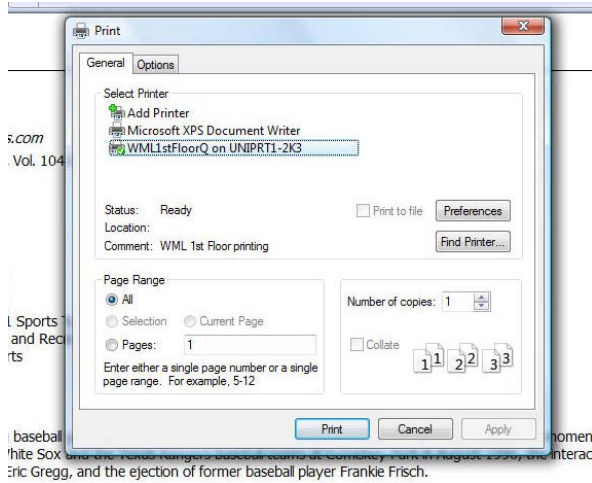
4. On the “Library” tab page, scroll down to the section entitled “UniPrint”. Review the information to find out if your laptop meets the system requirements. Click on the link below to start the download. Follow the prompts to install the software.



5. When the program download completes, click on “Run”. In the next window, click on “Allow” for the install to begin. A new window then displays the “End User License Agreement” click on “Accept”. The program install will continue and when completed it prompts users to click on the “Finish” button.



6. Once installed, the UniPrint software will remain in the background and be viewed as a printer. It is only necessary to install the software once. Users can print from the internet, or an application, in the same manner as they would normally print. The only exception is that the UniPrint option has been added to their list of printers.



7. When UniPrint is selected from the list, the UniPrint pop-up window will appear. Users should fill in the appropriate information as they would when using the PC's in the Library. The print job is sent to the Pro Deo Room printer located on the first floor of the Weinberg Memorial Library.